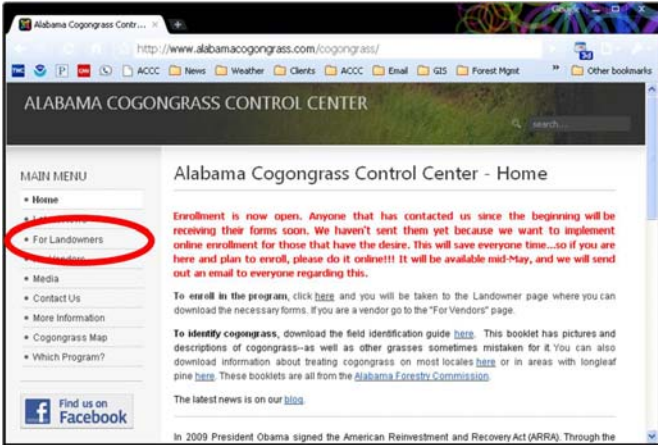


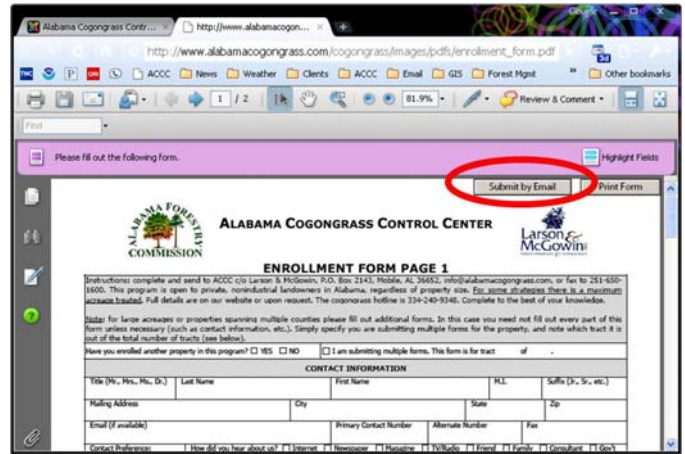
# Alabama Cogongrass Control Center

## Instructions for enrolling online in the Alabama Cogongrass Program

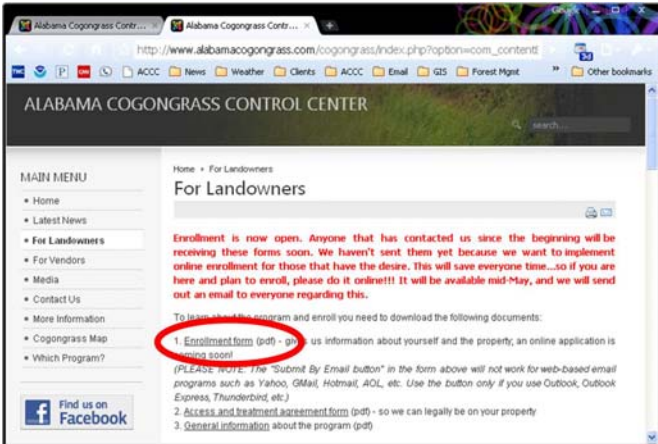
1. Go to [www.alabamacogongrass.com](http://www.alabamacogongrass.com)
2. Click on "For Landowners"



5. Fill out all the information to the best of your knowledge. You do not have to digitally sign the form at the bottom of page 2.



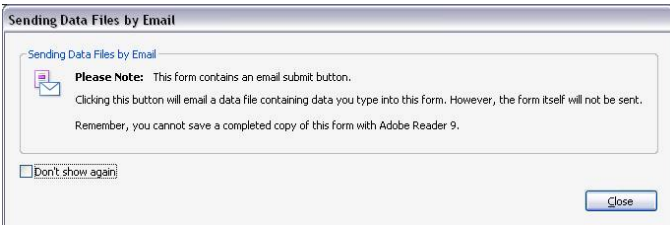
3. Click on "Enrollment Form".



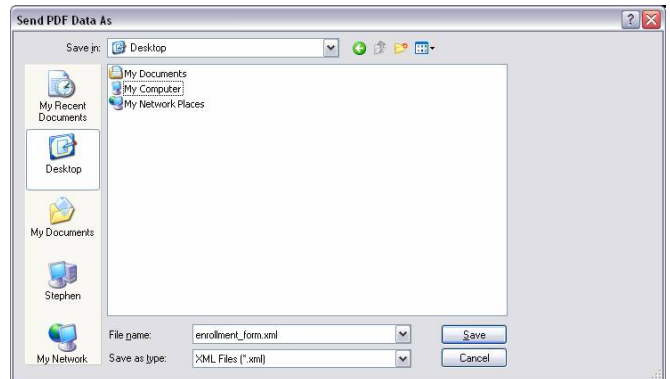
6. When finished, click "Submit by Email". You may see the following message:



4. The enrollment form will open. When you begin typing in the form you may see the following message, which is normal. Please read and understand it before proceeding.



7. Select the email option that is correct for you. If you select "Internet Email" you will be prompted to save a file called "enrollment\_form.xml".



8. This file should be saved to your computer and emailed as an attachment to [enroll@alabamacogongrass.com](mailto:enroll@alabamacogongrass.com). You can print the form by clicking the "Print Form" button (optional). You will receive an email notification within a couple of days that your information has been processed. If you have not please email [enroll@alabamacogongrass.com](mailto:enroll@alabamacogongrass.com) with your name and date you enrolled so we can check our records.